

desire_to_analyse_supply_chain _management_in_intelligent_lo T.pdf *by*

Submission date: 17-Mar-2023 03:29AM (UTC-0700)

Submission ID: 2039270830

File name: desire_to_analyse_supply_chain_management_in_intelligent_IoT.pdf (2.95M)

Word count: 9271

Character count: 49861



Factors determining customers desire to analyse supply chain management in intelligent IoT

Rolyana Ferinia¹ · Dasari Lokesh Sai Kumar² · B. Santhosh Kumar³ ·
Bala Anand Muthu⁴ · Renas Rajab Asaad⁵ ·
Jaya Subalakshmi Ramamoorthi⁶ · J. Alfred Daniel⁷

Accepted: 15 February 2023

© The Author(s), under exclusive licence to Springer Science+Business Media, LLC, part of Springer Nature 2023

Abstract

This article discussed customers' desire to analyze the supply chain management in "chokhi Dhani village" resort using exploratory factor analysis for audience behavior intelligence identification using an intelligent IoT model. This innovative IoT model greatly impacted the Indian Perspective of culture concerning supply chain management. This research uses the Intelligent IoT model exploratory factor analysis against the "Chokhi Dhani village" resort to know the different services needed to maintain the audience behavior on culture meet or regard with the resort. This analysis will reflect the audience behavior regarding the intelligent identification using the Intelligent IoT model concerning the creation of the IoT model for "Attitude analysis" to determine practical exploratory factor analysis. Five modes are created based on the other user's Attitude analyses—namely Model of (Teenagers, influence peoples, children, senescence, and disability persons Attitude analysis. Moreover, the IoT general idea enforced each person's Attitude analysis to investigate the state of connectedness between the different audiences. The independent variables had a combined exploratory factor analysis variance of 52%; the most significant variance was found in finding meaning (24.78%), linking ideas (42.3%), using evidence (55.67%), being interested in ideas (68.3%), and evaluating effectiveness (70.5%). The outcome generated some viewership and percentage. The number of viewers and the percentage used to gauge central tendency is the foundations for audience behavior identification. The audience ranges in age from 5 to 21, and the enhanced accuracy is 41%. By applying the Log-Likelihood Test, the accuracy of this logistic regression model have assessed for any create (46%), comedy (22%), historical (10%), message-oriented (18%), musical (36%), biographical (24%) and social (64%).

✉ Rolyana Ferinia
rolyana.pintauli@unai.edu

Extended author information available on the last page of the article

Published online: 05 March 2023

Springer

Keywords Attitude analysis · Audience behavior · Intelligent identification · Intelligent IoT model · Supply chain management

1 Introduction

The centralized management that is the flow of the data, goods, and finance-related services is increasing as much as possible in particular areas. For this data analysis and the monitoring of the data and the analysis of the entire flow of the materials to the destination are analyzed in this paper. In the resort, the efficiency of the supply chain management helps in the cost reduction to develop the agreements and contracts with the hospitality and product services. The main aim of supply chain management is to improve the delivery, efficiency, and customer experience; also, the flow of cash, materials, and information is the main flow in supply chain management. Supply chain management (SCM) is the centralized control of the flow of goods and services that covers all activities that convert materials into finished goods. Companies may reduce unnecessary expenditures and deliver goods to customers more quickly and effectively by optimizing the supply chain. The five most important aspects of SCM are developing a plan, finding raw materials, production, distribution, and returns. This study analyzes every raw material transaction from Chokhi Dhani village's resort. The behavior of the raw materials using supply chain management and the audience behavior using the IoT model are proposed. The monitoring of the audience behavior is done using the intelligent IoT model. The most innovative way of monitoring is the combination of artificial intelligence and machine learning. This Intelligent IoT improves in finding insights among the data. Also, the IoT model contains different types: the publisher-subscriber model, request and response model, exclusive pair, and push-pull model.

In this study, the Chokhi Dhani resort, situated in Jaipur, gives the whole experience of tourist satisfaction. This resort is in a village setting with cultural activities. It contains the mud house, flock dancers, animal rides, and Rajasthani music. This resort includes a traditional look, and they can provide any food. Factor analysis is a method for explaining the variables for more entities known as the factors. It is a multivariable statistical method to identify the small number for the hypothetical constructs. The connectivity of the different devices on the various platforms makes the intelligent IoT efficient. This efficiency makes the formation of the IoT data very secure when processing the information obtained by the IoT devices. To analyze the factors of supply chain management, the element of audience influence has been analyzed in this study: social, personal, cultural, economic, and psychological factors. IoT intelligent technology analyses buying the decision of the audience's needs. Intelligent identification identifies the age and activities that make the all-in-one device that manages the assistance of the alcohol contents of the restricted goods. From the Indian Perspective, the audience's behavior has been analyzed for monitoring via intelligent IoT devices and managing the sensor devices. The analysis made using the IoT, which combines all the instruments, is done. The contribution of the paper is following:

- The main objective of this paper is to identify the proposed services and behavior of the audience.
- The analysis of teenagers, children, and disabled people is analyzed in this manuscript.
- Also, for determining the factor analysis, the people's behavior is analyzed by the attitude analysis.

The sectional discussion is determined as follows: in Sect. 1, the introduction of the paper titling Factors Determining Customers' Desire to analyze the Supply Chain Management in "Chokhi Dhani village" resort using exploratory factor analysis for audience behavior Intelligent identification using Intelligent IoT model: An Indian Perspective is elaborated. In Sect. 2, the literature review has been written. In Sect. 3, the proposed word has been elaborated. In Sect. 4, the results and discussion have been reported. In Sect. 5, the conclusion and the future work have been written.

2 Literature review

Malakar et al. (2021) In this study, the empowerment via north Indian traditional food is done for the attraction of the tourist person. The country's food growth, local economic development, and capacity for branding are proposed. To make the efficient and effective method for taking the leadership and planning the organization for managing the business to all the stockholders is analyzed in this paper. The regional foods have been prepared and supplied to the people. The issue of tourism has been analyzed in this paper. Malakar et al. (2021). Tourism management for improving the food for the tourists is contributed for the different strategies and to conduct the organizational climate for analyzing the climate dimensional. This is done using factor analysis to identify the components for explaining the variance of 60.11%. The descriptive analysis is proposed in this paper to analyze the construction of the climate. Finding the organizational climate and the hospitality field is done. The improvement of the organizational climate is made. Datta and Singh (2018), Mehra (2019) this study's objective is to explore the relationship between the behavior, self-congruity, and the destination of Jaipur. The tourism personality and the distinct dimension of the impact on behavioral intentions and the self-contiguity make the destination of the people who stay in the Jaipur hotels. The exploratory factor analysis of the person who makes the self-congruity of the destination has been analyzed. Mehra (2019), Pal and Rawal (2020) the factors affecting the socio-economic development's insights and attitude towards tourism. The exploratory factor analysis has been used in extracting the factor and the later perception of the communities in local. This is compared to the person involved in tourism and those not interested in tourism. The people not involved in tourism make the non-significant factors and the economic impact which tolerate the open-ended voice who answers. However, tourism needs a sustainable and systematic way to promote salary and increase the tourism business (Pal et al. 2020; Varghese and Thampi 2021) The surveillance of the crowd behavior using IoT handles a large amount of data for analyzing the video processing. In this study, the fog and the edge computing for the monitoring in the edge-based IoT monitoring. The bandwidth and

the latency have been addressed using the experiment analysis of crowd behavior. The efficiency and the proposed framework make the cognitive knowledge of analyzing the knowledge-based efficiency. This efficiency manages the videos' bandwidth and latency, which are captured in the analysis in the monitoring (Varghese et al. 2021; Rajavel et al. 2021). The cloud-based tracking of the object in the crowd and the system of behavior identification by incorporating edge computing using the internet of things is formed. The monitoring is done using rank polling to classify the abnormal detection of the surveillance system. The behavior prediction of the patient is made using the video surveillance system for the healthcare people. The patient is trained to make the alarm effects and the robust response to remotely monitor the patient. The patient's distributed intelligent monitoring system uses the database and cloud-based computing (Rajavel et al. 2021; Gamage et al. 2021). The primary purpose of this study is to explore the attitude toward sun-seeking and protection among elderly Australian adolescents. The attitude analyzed of teenagers regarding sun health. This is done by collecting the survey from the teenagers and then executing the qualitative study. In addition, the safety of the sun was analyzed for teenagers' safety. This diagnosis is made using the attitude-behavior analysis Gamage et al. (2021). From (Falcone et al. 2020), the big data is used as the epilepsy conversion of the digital using machine learning. This conversion manages more adults' online conversations in treating patients' concerns and attitudes. The treatment for young teenagers will do in the natural learning process. Also, thematic analysis is used to analyze the epilepsy conversions. The interaction in the virtual environment converts epilepsy into the digital conversation. Falcone et al. (2020), Nagariya et al. (2021) This research aims to manage the organization's performance and customer perception, which involves the multilevel evaluation of sustainable views. This framework accesses the novel conceptual factors of the multilevel evaluation. The conceptual framework of the literature review has been identified for the analysis of supply chain management (Nagariya et al. 2021).

3 Phases of Chokhi Dhani village setup

Chokhi Dhani is an ethnic village resort where the exotic color of Rajasthan tradition, presented in a format of the traditional fair village with standard greetings, provides a unique experience at the resort (Gamage et al. 2021). It offers not only comfort in the range of 5 stars. Still, it is also equipped to handle all the needs of the conference. The fair village is recreated every evening, spread over the land of 10 Acres with various live folk artistic performances to attract visitors or guests by providing Rajasthan's authentic and exotic experience. There are 65 cottages, several conference halls 2, and a Chandi Mahal bar with a multi-cuisine restaurant. The food of Rajasthan is the specialty of the resort, which is served based on the style of manuhar at sangria with the type of seating on the floor. Chokhi Dhani has located 18 km from the center of the city Jaipur and 6 km from the airport (Falcone et al. 2020).

The menus are standard, but it gets altered every evening. It is away from the city causes many problems with logistics and access. Still, the management determines the cost of providing the guest with the experience of an authentic ethnic village. The




Fig. 1 Chokhi Dhani village phases

servants in the town were traditionally dressed as the men are found with dhoti kurta and colorful safe on the head. The women are found with the choli lehenga. The visitors can see puppeteers, potters, flock dancers, and the blacksmith in the resort. The visitors can view the camels, goats, buffalos, and cows and take a ride on camels and elephants (Shambour and Gutub 2022). The people who work in the resort are primarily from nearby villages; hence, they do not require training regarding the traditions of the town, and they are provided with free clothes and dinners. Also, they can interact with guests from India or abroad. The entire resort is managed by the head chef and a few other managers who have experience (Fig. 1).

3.1 Application of supply chain management in Chokhi Dhani resort

Supply chain management handles the entire production flow in the Chokhi Dhani resort to maximize quality, delivery, customer experience, and profitability. The supply chain management in Chokhi Dhani includes a whole horde of systems such as systems management, operations and assembly, purchasing, production schedule, order processing, inventory management, transportation, warehousing, and customer service. The process begins with the customers or visitors and ends with the customer's exit from the resort. In-between services the resort management provides are determined as the process (Manero et al. 2013). Attitude is a person's mental state regarding how he or she thinks or feels about someone or something. Behavior is defined as an individual or group's activities, movements, behavior, or functions toward other individuals. At first, the visitors check in to the resort, and they may be of any age group like teenagers, children, old age people, or disability peoples; thus, the requirements

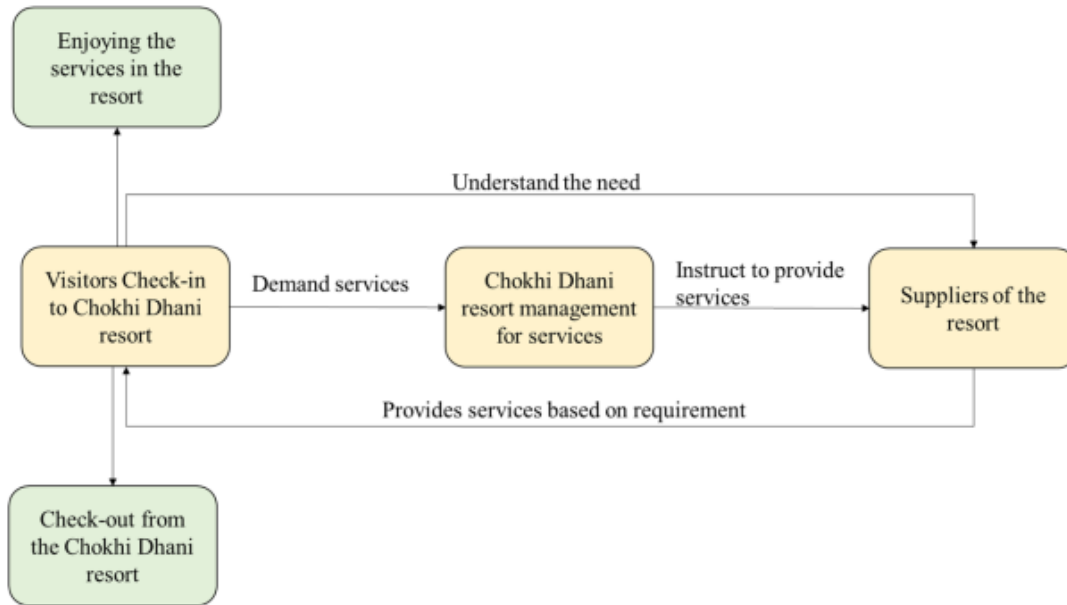


Fig. 2 Supply chain management in Chokhi Dhani village resort

get varied based on their attitudes and behavior of individuals, to find the different age group people the personal details like age, name, phone number, etc., are collected. The Chokhi Dhani process is the services the visitors provide based on their requirements like food, hospitality, flock dance, animal rides, etc. For assumption the old age peoples like to access the services like food which is found based on the traditions of Rajasthan and the hospitality as they may have some serious issues or issues due to traveling and age, thus based on the assumption it is found that the process provided to the old age peoples might be food and hospitality services. One of the problems facing the tourist and hospitality industries is the shortage of qualified workers. The introduction of new technology and trends that must be satisfied and addressed has generally made this more difficult. The management of the resort offers all services to all the visitors of the resort based on their requirements, which can be analyzed concerning the attitude of the visitors (Falcone et al. 2020). The end of the supply chain process is checking out from the resort after enjoying their valuable time in the resort (Fig. 2).

As people with different mindsets or intentions might visit the resort, thus, to provide the service expected by the individual, the attitude analysis of varying age group persons is analyzed in this paper.

3.1.1 Analysis model of teenager's attitude analysis

Teenagers' lives are determined by the complete phase of hope, energy, enjoyment, passion, and beauty. The discursive essay published that teenagers do not have many responsibilities on their shoulders. So they are enjoying a life free of care. They can explore new things without fear and thus can be molded easily. In this paper, we analyze the attitudes of teenagers in the Chokhi Dhani resort based on the assumption

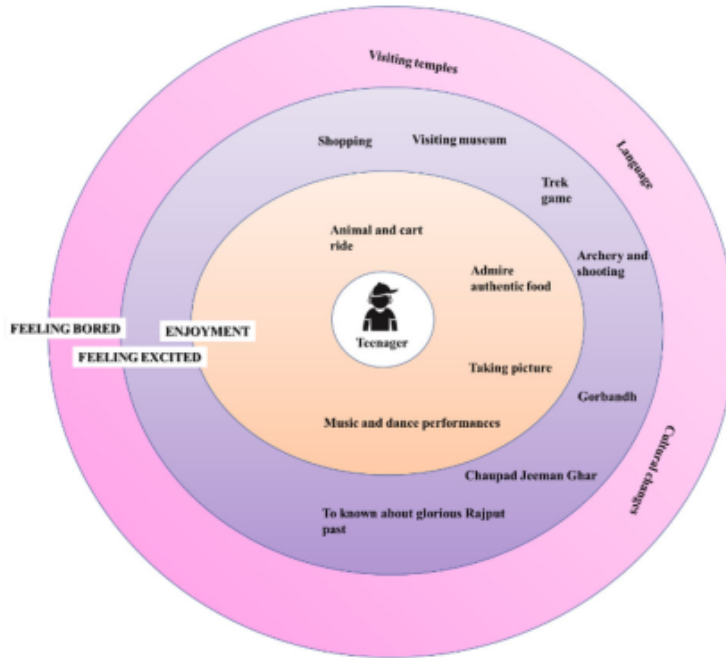


Fig. 3 Model of teenager's attitude analysis

that as the teenagers are found to be energetic, they might enjoy the rides with animals, involving in the games and competitions conducted in the resort.

The objective is to assess teenagers' attitudes in the assumption-based Chokhi Dhani village resort (Fig. 3). A teenager is a person who is between the age of 13–19, they have a personality more independent and imaginative; they are open to new experiences. Some of the challenges that you teenager may be experiencing with throughout the 13 to 19 years are as follows: aims to be independent from parents. Acceptance and influence among competitors become essential. Sexual and romantic interactions become important. Teenagers visiting the traditional Chokhi Dhani resort might have various attitudes depending on the surrounding. Consider a few of the feelings of teenagers to determine their attitude inside the resort; feeling bored, feeling excited and enjoyable, and so on.

Figure 1 shows the Model of Teenager's Attitude analysis. The teenagers get enjoyment while taking pictures with the Rajasthani culture in the resort, and they admire the authentic food of a Rajasthani culture, they enjoy lots in music and dance performance, which is planned for guest, they also get more enjoyment when riding on the elephant and camel. Some teenagers feel excited while visiting the museum, shopping, trekking games, knowing more about the glorious Rajput past, and visiting and exploring the traditional hotels in the resort. In addition, some of them get bored while visiting temples and changes in the culture and language. As they are also fond of enjoyment, they might also enjoy the foods of Rajasthan tradition with or without having experience with it, and they love to have fun with their family and friends. They might also like to understand the cultural heritage found in the traditional resort. They also think board as they expect lots of fun and enjoyment (Watts et al. 2014). The teenagers also get frustrated and angry when they see it does not provide happiness to

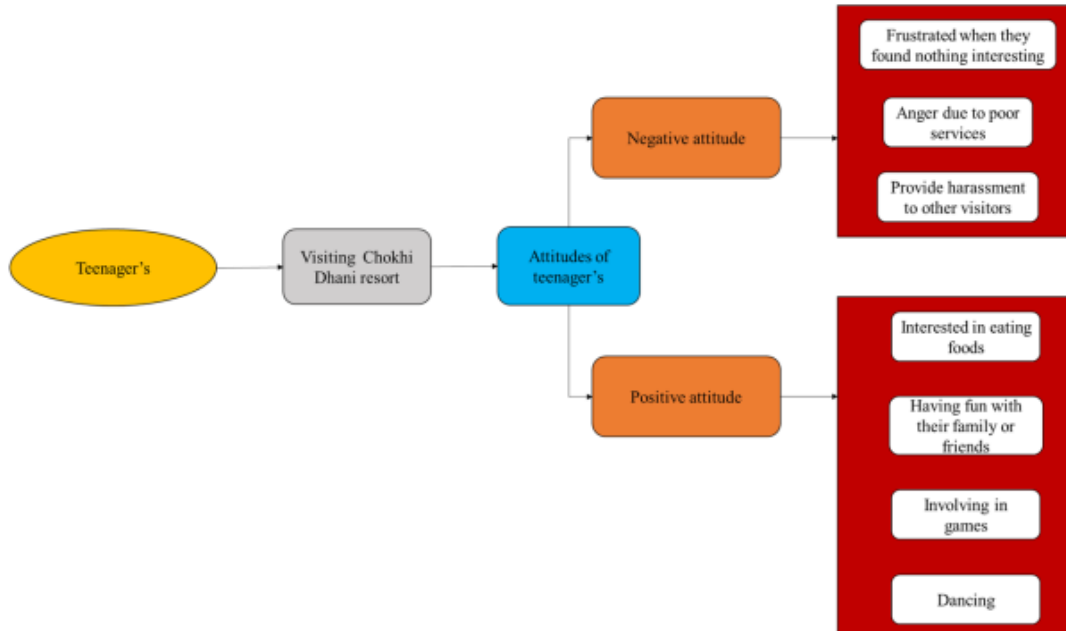


Fig. 4 Teenagers' attitude in Chokhi Dhani

them and when they feel the service provided by the alternative is not good. Another attitude of teenagers is harassment when they are with their own friend's gang. They felt much freedom and produced some annoying things that irritated the other visitors. Thus, the attitudes can be analyzed based on teenagers' behavior and the assumption based on teenagers' interests (Fig. 4).

3.1.2 Analysis model of influence people's attitudes analysis

A person whose action and opinion strongly reflect the course of events is known to influence people. They are found to be the most popular. They may be from any field like the film industry, politics, etc. As they feel like the important person, they expect more or special attention from the management when they visit any place. They expect high-quality foods and services (Ilyas et al. 2019). They may promote or market the place through social media if they like the entire atmosphere. Some companies use social media to raise brand recognition, while others utilize it to increase website traffic and sales. Social media may be used by consumers as a medium for customer service as well as to build a community and increase brand engagement.

A more popular person is called an influence on people. The capacity or right to control people and events, or to affect how others act or think in significant ways. They are more prevalent in their fields such as media, politics, industries, and so on. When influences people visit Chokhi Dhani village resort, they expect more convenience and importance from the service. Sometimes they need some relaxation, so they plan to explore places to stress out and be happy. The attitude of influence people inside the resort is analyzed based on the assumption (Fig. 5). An attitude is a collection of feelings, attitudes, and behaviours toward a certain item, person, thing, or event. The influence of experience or upbringing on attitudes is frequent. They can have

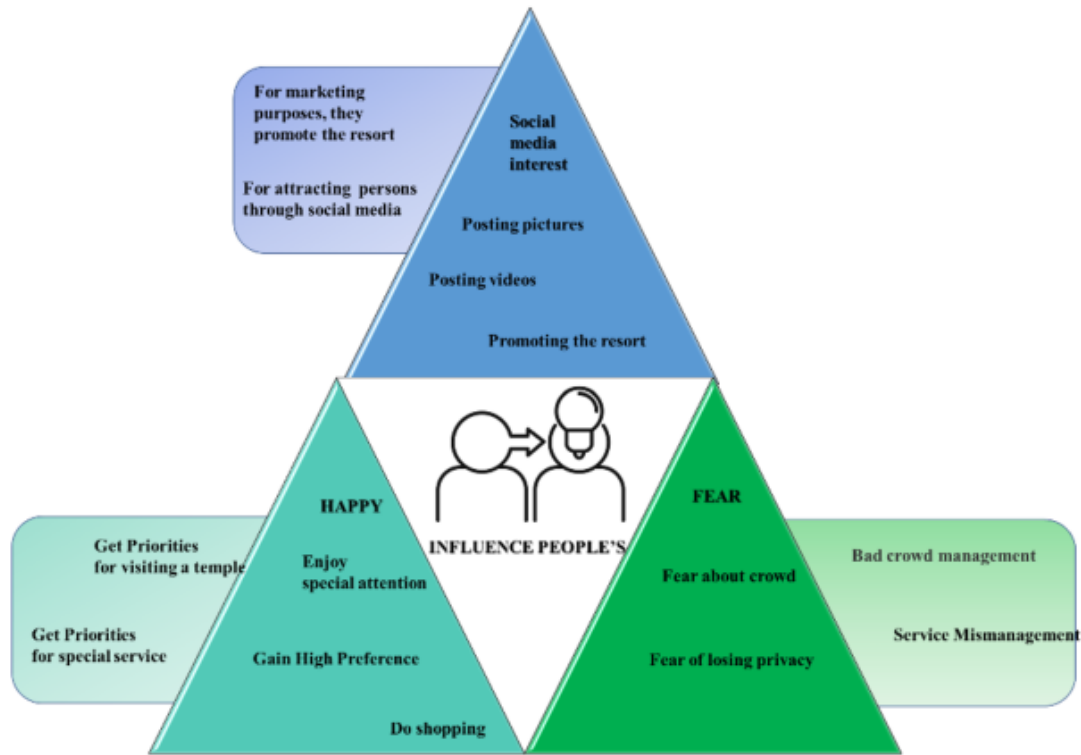


Fig. 5 Model of influencing people's attitudes

a significant impact on how people behave and react to various environments. They might feel happy to do the shopping for a traditional item, enjoy the rides without any restrictions, and get more preference in every place (Agarwal 2020). Vice versa, they feared the crowd and their privacy might lose. Another kind of influence on people's attitudes is active social media. People who visit Chokhi Dhani village take pictures of it and share them through social media, and the places get promoted. Figure 4 shows the Model of influencing people's attitude analysis.

The influenced persons mostly visit these places for relaxation and to burn stress. They also like to ride on animals and enjoy water games, food, and other things based on their age. They enjoy taking photos and videos and posting these on social media to increase their followers, gather public attention, and market the resort by posting comments about the services the management provides. In most cases, these people do not utilize the entire resource the resort offers as they feel uncomfortable in the public areas (Ilyas et al. 2019).

3.1.3 Analysis model of children's attitudes analysis

It is observed that the children have a friendly attitude, good-natured and easy attachment with others. These are very impressive with children. As the children like to view colorful things, they are eager to touch, feel, and know new things. They usually enjoy visiting new places and new people. They want a new business environment with their world of happiness. They do not have much tourism experience based on the assumption that they will be excited to visit the overall place in the Chokhi Dhani

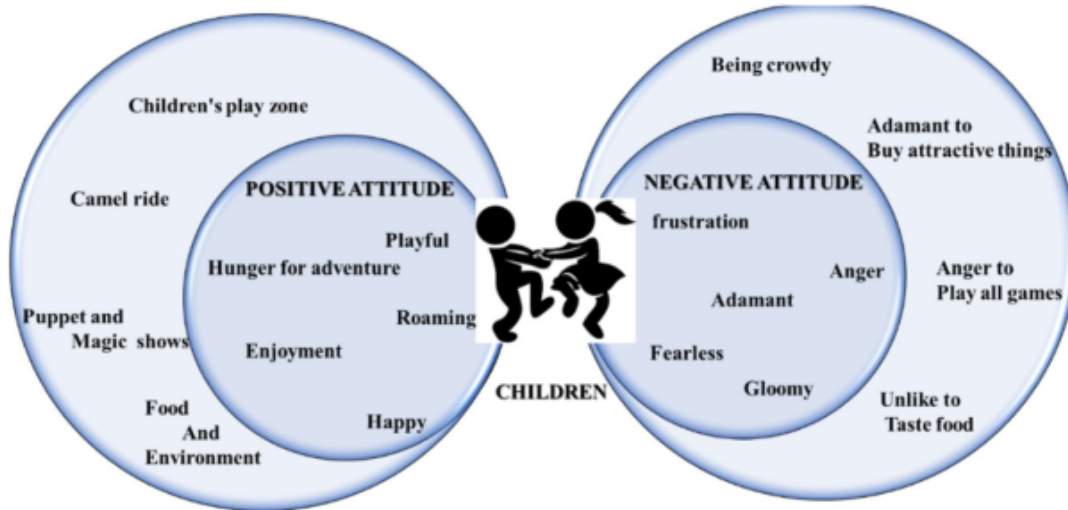


Fig. 6 Model of children's attitude analysis

Resort (Febrero et al. 2018). They will be happy to see the resort's environment, which is rare to find as it has a large number of traditional infrastructure to explore visitors' attention. a child is someone who is between 1 to 13 years old. The child's attitude inside the resort is analyzed based on the assumption (Fig. 6). They are always busy with something, curious to explore new things, and enjoy many new things. Every child has a positive and negative attitude based on the surrounding in the resort. This research shows some positive attitudes, and they are playful, happy, roaming, and hungry for adventures. And negative attitudes are feeling gloomy, adamant, fearless, angry, and adamant about being inside the resort. The positive attitudes of the child are experienced inside the resort by playing in the children's play zone, taking camel and elephant rides, watching puppets and magic shows you planned for the children, and having food (Van et al. 2021). The child's negative attitudes are experienced inside the resort while crowded in the play zone, food taste is not good, age limitations for riding, and adamant about doing new things and buying expensive things. Figure 2 shows the Model of children's Attitude analysis

The Chokhi Dhani resort has many rides, parks, and so on to impress visitors. Still, most children are fond of riding on animals like elephants and camels, and they also have a huge interest in playing in the parks where they might make new friends. As they are very energetic and naughty they don't like to sit in one place and listen to the music show, magic show, puppet show and so on, they would like to eat foods in the resort which are in a different tradition, but if they don't like the taste of the food, they will ignore the food entirely as they are adamant (Kwahar and Iyortsuun 2018).

3.1.4 Analysis model of senescence attitudes analysis

Senescence also defines old age people. People aged sixty are generally determined as the line between middle and old age. They have poor health conditions due to reduced strength; they cannot be able to walk longer, enjoy taking a ride, or travel for relaxation. Thus physical aging may also lead to mental aging. Gait difficulties

in elderly people can have several causes, such as poor vision, osteoarthritis of the hips or knees, frontal gait disorder linked with vascular encephalopathy, and reduced proprioceptive function in polyneuropathy. When senescence people visit the Chokhi Dhani resort, they would like to see the shows like music, flock dance, puppet, and other traditional performances. Suppose they visit the resort with their family members. In that case, they will be interested in seeing the people enjoying the scenario and like to take care of their grandchildren (Barbate et al. 2022).

Senescence is also known as older. Old age is defined as 60 or 65 and above years. The people are calmer and easier going, and suddenly, they become more aggressive and emotional (Fig. 7), they are getting older physically and as well as mental health also. Physical discomfort, environment factors, and poor communication can all cause to aggression. If the Alzheimer’s patient exhibits aggressive conduct, take into account any potential causes. The attitude of senior people inside the Chokhi Dhani resort is analyzed based on the assumption. The reason for the old age people to travel the various places, for getting relaxation and being happy. Senescence is an

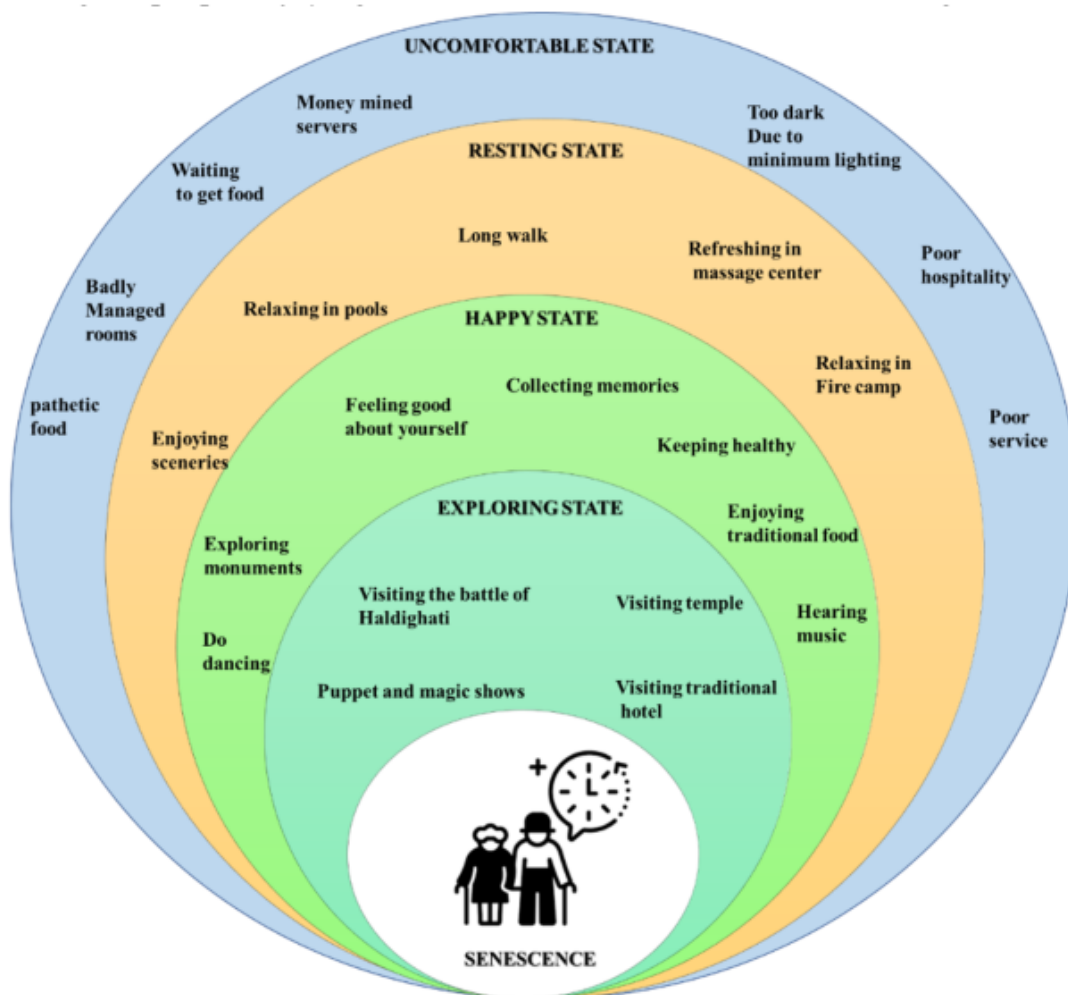


Fig. 7 Model of senescence attitude analysis

antagonistic biological reaction that restricts the growth of old or damaged cells. Age-related damage may be categorized into three groups: (1) primary, or the causes; (2) antagonistic, or the reactions; and (3) integrative, or the results of the responses and the possible problems of the aging phenotype. When senescence people visit the Chokhi Dhani Resort, they experience four different states of attitudes. A popular tourist destination in Jaipur is Chokhi Dhani. The resort's objective is to provide travelers with a comprehensive understanding of Rajasthani culture. A village setting serves as the inspiration for the resort's whole concept, and several cultural events take place here. Visitors from all around the world come to enjoy the special experience. The first type of senescence people's attitude state is, exploring the state. They are more curious to visit the battle of Haldighati, taste the traditional food, watch the magic and puppet shows, and more exciting to visit the traditional structure of the temple. Travel is also directly connected to brain health and provides several cognitive advantages when individuals move outside of their comfort zone and interact with new people and locations. People tend to become more thoughtful and analytical when they travel, at times to the point where they reevaluate their objectives and priorities. The second type of senescence people's attitude state is the happy state. They might be happy to hear the traditional music, taste food, take care of family, and collect memories with them. Some old age peoples are more energetic to dancing. The third type of senescence people's attitude state is the resting state (Sisi and Souri 2021).

When the people are tired, they can be refreshed by massage centers available in the resort, go for a walk to relax and enjoy the scenarios of the resort and relax in pools, and do dancing in the fire camp, which is organized for guests. The final state of the attitude of older people is uncomfortable inside the resort. They feel angry and frustrated when they wait for food, and the food is not worth it. The most common problems that are faced by the resort guest feeling conformable is pathetic food, badly managed rooms, poor hospitality, money minded services and waiting to get food. Figure 3 shows the Model of senescence attitude analysis (Andrews et al. 2015).

As senescence people might have medical-related issues, they may utilize hospitals, massage centers, and physiotherapy centers. They might expect the food service provided to older people on time as they might take medications.

3.1.5 Analysis model of disability person's attitudes analysis

A disability is any condition of body or mind that makes it more difficult for the person based on specific activities. There are many different types of disabilities, including intellectual, physical, sensory, and mental illnesses. The disabled persons utilize the provided resource based on their disability to provide safety to the visitors. They are denied participation in most of the events. They face social hurdles in prejudice, discrimination, and avoidance. They also become the object of pity while they are found in the group, so they feel uncomfortable traveling or visiting new places (Pahwa and Goyal 2019). However, to overcome the stress and the interest to see the outside world, the caretakers or family members of disabled persons take them to new places, so their unique requirements are found everywhere. In Chokhi Dhani, the disabled enjoy nature, tradition, happiness, and so on; they would also like to visit every resort area (Barbate et al. 2022). A person's attitude toward older people influences not

just the type of profession they pursue, but also the standard of the care they receive. Ageism is a negative attitude toward elderly people.

3.2 Internet of things model for attitude analysis

Internet of Things is considered the intellectual environment where information is exchanged and interacted between objects and humans with the wireless network. The primary objective of an Internet of Things-based hotel room is to provide visitors more control over their surroundings. When guests stay in a smart room, they have easy options for automating and managing different lighting, thermostat, door lock, and other settings. The impact of IoT helps to provide customer satisfaction in Chokhi Dhani village by analyzing the attitude or behavior of the visitors and to analyze the person based on the age group to guide them concerning IoT; hence the surveillance camera is used in the resort to find the attitude of clients based on their facial expression and the way they behave inside the resort (Sisi and Souri 2021). A large number of IoT devices can be used based on the resort's size to find the interaction of customers between the servants and the customer attitude. The data must be labeled for studying the facial attributes (Tripathi et al. 2019). The single image consists of a considerable number of points, involves high knowledge of professionals, and contains the data set in private thus, which is unsuitable for crowdsourcing. Crowdsourcing is the method of collecting work, knowledge, or views from a significant number of individuals who provide their information online, on social media, or through mobile apps. Some participants in crowdsourcing perform out small activities freely, while others frequently work as paid freelancers.

A person with long-term mental and physical sensory impairments, which create more difficulties in communicating with society on equal with others, is called a disabled person (Fig. 8). They have several disabilities such as intellectual, physical, sensory, and mental illnesses. When they are feeling bored, frustrated, and stressed, they visit new places and explore more new things with their family and friends (Singh 2006). In Chokhi Dhani resort, disabled people enjoy the scenarios, traditional food, psychotherapy, puppet shows and listening to music, and visiting traditional places such as temples, restaurants, and so on. Disabled persons use the services based on their disability. Sometimes they get angry about seeing untidy toilets, unhygienic services, inadequate services provided in the resort, and so on. Figure 5 shows the Model of disability person Attitude analysis. An image can be labeled with the semi-automatic labeling of fast attributes with the cloud services by considering the label's cost, quality, and efficiency. The labeling methods are split based on the two categories of discrete classification. Categorical and numerical are the two categories of discrete classification used to split the labeling method; the other is numerical labels in series. The data are processed using the convolution neural network, which is responsible for producing the regions of the face of the customers in the image frames. The selected areas of an image are screened, and at last, the network corrects the detection of the picture (Peadon et al. 2010). The Golden Rule is practiced, one should always inquire before providing assistance, one should communicate with individuals with disabilities, and

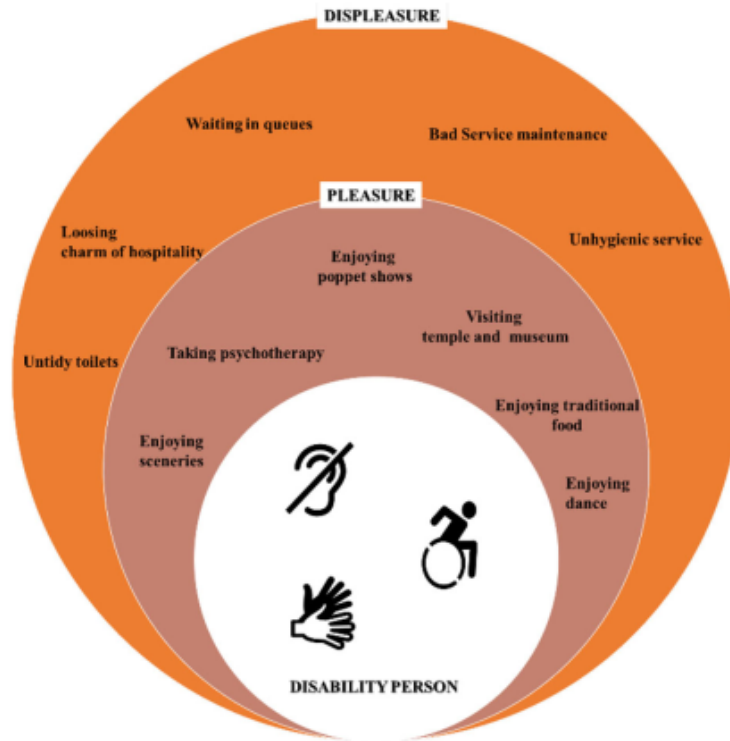


Fig. 8 Model of disability person attitude analysis

one should avoid being pitying of them are some actions taken to assist the people with disabilities in the disadvantaged section of our society.

During the detection and analysis of images for finding customers' attitudes in the resort, input scaling is essential to detect the faces that are captured may be seen with the different scales. The cascading structure can filter the non-face areas from the image frames of customers with the levels of the network area. Several positive (containing faces or objects) and numerous negative (without faces or objects) images are used to train cascade classifiers. Several pretrained cascade classifiers are included in OpenCV that are used in image processing to determine frontal views of faces and the upper body. The model consists of the bounding box for correcting the targeted image size; thus, non-maximum suppression is the effective method in this case. Then, the last network level is used to produce the result by processing. The process of mapping is required to find the attitude of the customer to find the satisfaction of the visitors, the face area of the image frames is determined based on the categories of windows like a fundamental part of the area, a partial area of the face and non-area of the face thus these categories of the region classifier uses the partial area which helps to the production of confidence map subsequently from the region of the face (Gamage et al. 2021). From Eq. 1, the confidence map is used for calculating the area of fusion, and the following is the formula for confidence mapping in the image,

$$Score(a, b) = \alpha.P^F(a, b) + \beta.P^P(a, b) - \gamma.P^N(a, b) \quad (1)$$

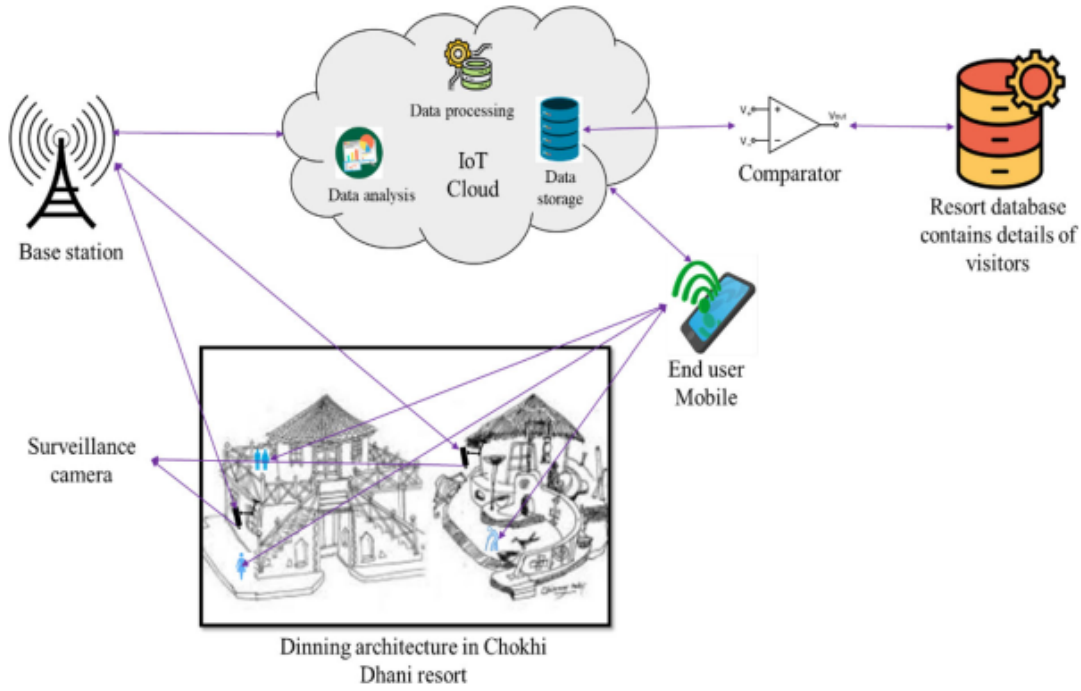


Fig. 9 IoT model for attitude analysis and for analyzing people based on age groups

where $Score(a, b)$ Represents the score of evaluation of the face region after the point of fusion (a, b) in the confidence map. The $P^F(a, b)$, $P^P(a, b)$ and $P^N(a, b)$ states the probability region of the whole area, province of the partial face, and non-face regions concerning the points (a, b) with the result of 2-dimensional feature maps with the fusion coefficients like α , β and γ . The angles of three different attitudes determine the gestures of the face: yaw, roll, and Pitch concerning the unit of pixels (Datta and Singh 2018).

The examined age group of person requirements are transmitted as a notification to the particular person's mobile number, registered at the resort's entrance for digital guidance for the attitude analysis of a person (Fig. 9). Considering the high-speed data analysis in this method, the network structure uses the neural network in a complete convolution way. At the beginning of the study of the image, the full convolution model of the neural network is determined for processing the various scales of image input, then the results of output are combined to produce the confidence map for facial regions; thus, the process of this step is equivalent to the faster-RCNN it is a method used for screening the threshold (Malakar et al. 2021). Hence the output of the first level FCN might get filtered to the regions of the face. The final level screening of filtering based on the second level generates the accurate detection of facial detection to find the customer's attitude, hence determining the accuracy of facial expression and gesture analysis of the convolution neural network with a fully connected layer to determine the breakdown of mentality (Falcone et al. 2020). Thus, with the help of a convolution neural network, facial features can be recognized for the expressions captured in image data for analyzing attitudes.

3.2.1 IoT for analyzing the connectedness between different audiences

The age groups that should be considered for risk prediction are as follows: 0–14 years (pediatric group), 15–47 years (young group), 48–63 years (middle age group), and 64 years (elderly group). As the people of different age groups do not have a similar mindset or personality, each group of people likes to utilize other things which are available in the Chokhi Dhani resort; thus, IoT is used to analyze the persons, in particular, who are like the park, animal ride these are most likely places of children. Still, not only the children alone visit these places. The caretakers like parents, brothers, sisters, or grandparents may also see these areas. They might be of different age groups to care for children (Shambour and Gutub 2022). Hence, each one have its requirements; they are directed to their required place by finding which age group person is that and providing the root or guidance to the mobile number of visitor from the database, which is analyzed based on the attitude of the different age group peoples, in this the IoT helps find which age group person is in the park or some other location inside the resort and provide them guidance to the exciting place which they like most based on the attitude analyzed concerning their age group is sent to the registered mobile number of the customer (Manero et al. 2013).

The surveillance camera is fixed in each area of the resort to collect data to provide a better experience with the digitization for guiding the route for the areas necessary for them based on their group (Fig. 10). Suppose the teenager is found in the park taking care of the children. In that case, As the senescence peoples are generally interested in sitting in a park, going for a walk, listening to music, watching puppet shows, or watching flock dance, it is clear from the attitude analysis of senescence people. Suppose the person is found to be entering the Chokhi Dhani resort. In that case, the IoT starts to collect data and generates face recognition to see the people in a particular location (Rajavel et al. 2021). If the person detected is old, then the personal details from the database get accessed to provide the directions for their requirements. The detected person is the old age people. They are equipped with directions to toilets, music show, park, food service, etc. Then, suppose they found any of the places in

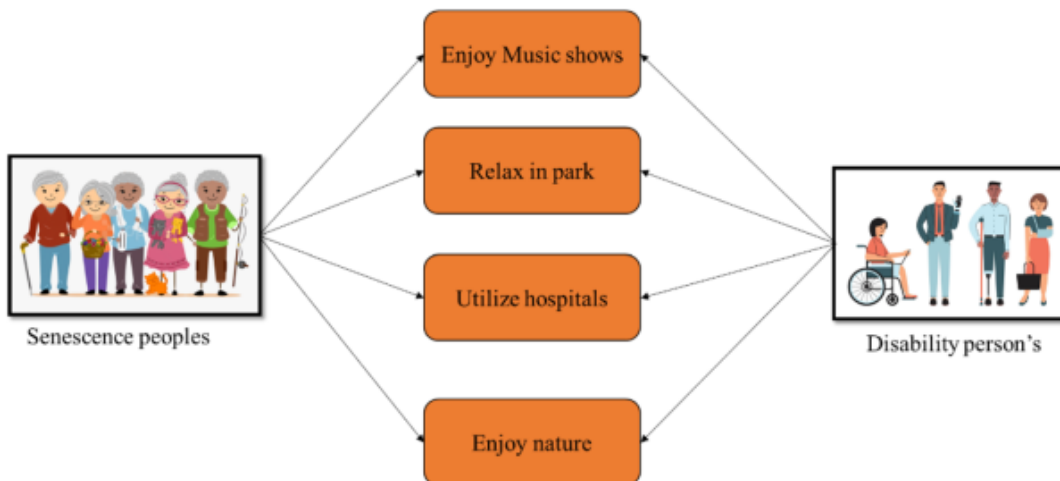


Fig. 10 It shows the connectedness between senescence and disabled peoples

the prior guidance. In that case, the notification is sent without the particular place's direction. IoT provides exposure to the other unvisited places from the current location in the resort. Hence, this process might give the visitors comfort, and they do not search for their needs, which increases customer satisfaction. In addition, there is a change in increasing the number of visitors to the Chokhi Dhani Resort (Kwahar and Iyortsuun 2018).

4 Result and discussion

The internet of things applications and capabilities are growing and improving operational efficiency—the models of applying theory to occupational therapy practice. Exploratory factor analysis is a technique within factor analysis whose overarching goal is to identify the underlying relationships between measured variables. Exploratory factor analysis is a statistical method used to disclose the entire social organization of a relatively large set of variables. Supply Chain Management (SCM) is the centralized management of the flow of goods and services and includes all processes that transform raw materials into final products. Software for supply management essentially controls data flow, supplier connections, supply chain transactions and operations, and other associated tasks. The program is based on supply chain concepts, which are an essential component of every organization. It may be involved in all stages of the process, from the design stage of the product through logistics, relying on operations like warehousing, shipping, and inventory management. The proposed system is used to focus on Factors Determining Customers' Desire to analyze the Supply Chain Management in "Chokhi Dhani village" resort using exploratory factor analysis for audience behavior Intelligent identification using Intelligent IoT model. Exploratory factor analysis (EFA) is a method for determining the correlation between the measured variables in a data set and the latent factors that allow for its covariation. The proposed system provides the result for analyzing the Supply Chain Management and audience behavior identification. This research analysis's approximate result is 50.59% efficient.

From Table 1, Fundamental questions of mathematical models concern the existence of unknown variables used in the representation. The fundamental entities called factors it has more terms of variables, explain the correlation, and collection of methods

Table 1 The exploratory factor analysis is based on factors and eigenvalues

Analyzed factors	Eigen values
Seeking meaning	24.78
Relating ideas	42.3
Use of evidence	55.67
Interest in ideas	68.3
Monitoring effectiveness	70.5

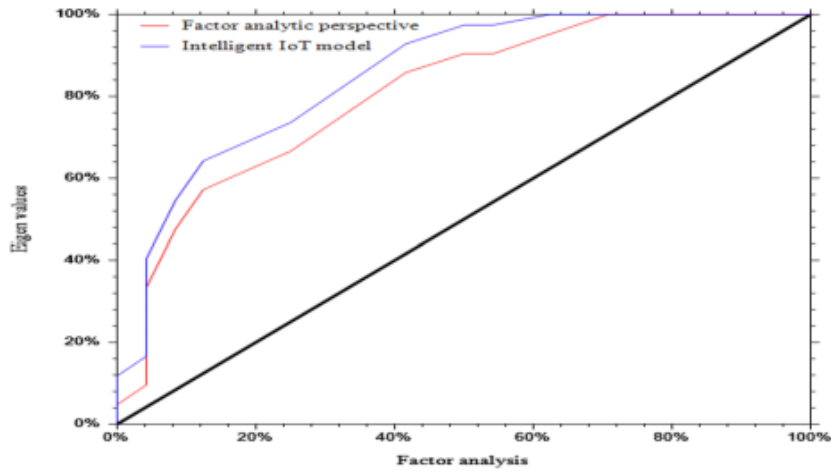


Fig. 11 Exploratory factor analysis

are factors analysis. The exploratory factor analysis is based on factors and eigenvalues; the factors analysis is, seeking meaning, relating ideas, using evidence, interest in ideas, and monitoring effectiveness.

From Fig. 11, A scree plot of eigenvalues after exploratory factor analysis. Factors are shown in order of decreasing eigenvalues. Factors 1 and 2, with eigenvalues > 1.0 appearing in the vertical portion of the graph, were retained and interpreted, whereas factors with eigenvalues < 1.0 appearing in the horizontal portion of the graph were disregarded. Exploratory factor analysis comparison result is approximately 52.31% efficient.

From Table 2, The audience behavior identification is based on the number of audience and percentage, and Behavioral targeting uses people’s actions to determine which advertisements and contents resonate most with them. It leverages behavioral data like what people are or are not doing in your app, website, or campaigns to trigger individualized commercializing.

From Fig. 12, The audience behavior identification and segmentation are shorthand, the distinct audience aggrouping that are important to the success of your content, the difference in the factors that motivate them to action, the words that resonate with them, their trusted sources of information and the methods. This graph comparison result is compared to the factor analytic perspective and supply chain management, and this approximate analysis result is 55% efficient.

Table 2 The audience behavior identification on the number of audience and percentage

No. of audiences	Behavior identification (%)
5	5
14	41
17	33
10	10
21	17

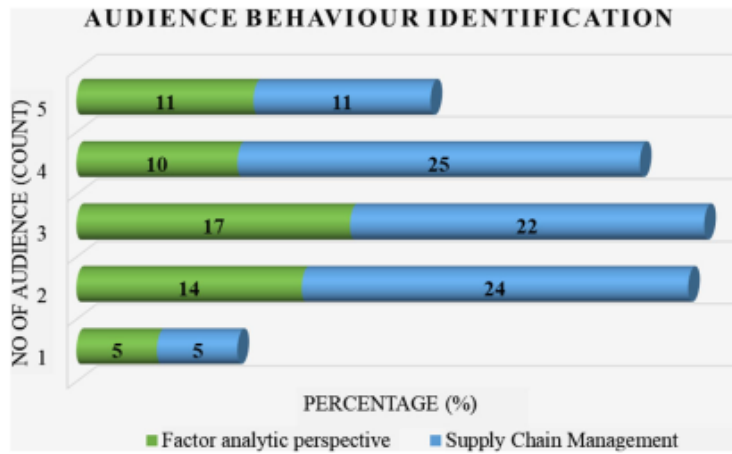


Fig. 12 Audience behavior identification

Table 3 The showing the percentage distribution of audience preferred generate

Choices	No. of audience	Audience preferred generate (%)
Any genre	46	46
Comedy	22	22
Historical	10	10
Message oriented	8	18
Musical	6	36
Biopic	4	24
Social	34	64

From Table 3, The percentage distribution of audience preferred to generate, and choices are, and generate, comedy, historical, message-oriented, musical, biopic, and social. As well as your audience’s document goals is the best reach for audience analysis from with the knowledge gained. as well as the jargon you use, to match the expectations and understanding of the audience. It also allows you to adapt tone and style.

From Fig. 13, Our market audience is influential and needs to be familiar with your target market. Describe your audience in terms of various statistics, including age and gender, income, education, and location, or psychographics like interests and opinions. Audience distribution shows a breakdown of the audience list distribution and user characteristics like positionings, statistics, and gimmicks. The percentage distribution of audience preferred to generate comparison results is approximately 31.42% efficient.

From Table 4, The disability persons attitude analysis is surprising; to date, little attention has been given to participants’ mental features as predictors of attitudes. It was shown that openness and agreeableness, two dimensions of seeing, hearing, speech,

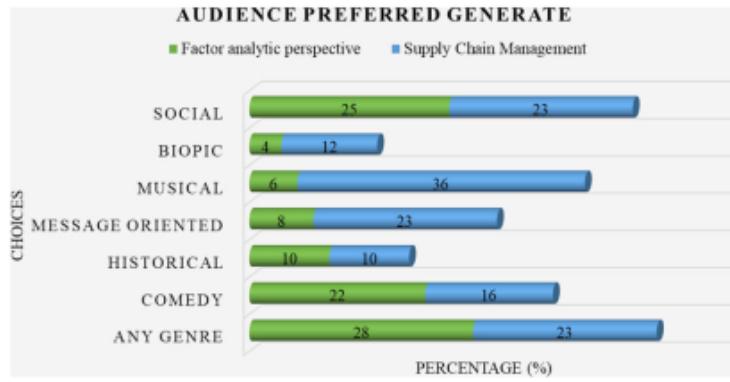


Fig. 13 The percentage distribution of audience preferred generate

Table 4 The disability person attitude analysis

Person attitude	Attitude analysis percentage (%)
Seeing	34
Hearing	47
Speech	59
Movement	63
Mental retardation	74
Mental illness	78
Multiple disabilities	85

movement, mental retardation, mental illness, and multiple disabilities, correlated with attitudes toward people with intellectual disabilities.

From Fig. 14, The favorite subject of research toward people with disabilities for different personal attitudes. However, knowledge about the attitudes of typically developing students toward people with disabilities is still incomplete. Exploratory factor analysis for audience behavior Intelligent identification using Intelligent IoT model, because their attitudes can be one of the factors affecting. Disability persons attitude analysis approximate result is 62.85% efficient.

From Table 5, the qualities we consider essential for our children to learn before adulthood and independence are responsibility, contentment, appreciation, self-control, concern for others, and living in the community. Maternal determination in the personality growth of any child is highly significant. The person’s things and situations are based on our attitude, feeling, or actions.

From Fig. 15, Many scholars have pointed out that attitude development in children is critical to their later actions as adults. Therefore, a study of children’s attitudes may reveal emerging attitudes for the generation that will accede to political power. This graphical representation is compared to the factor analytic perspective and supply chain management, and this analysis’s approximate result is 39.82% efficient.

From Table 6, The supply chain creates value for the customer. Through the channel business organization of providers, producers, middlemen, and retail merchants

DISABILITY PERSONS ATTITUDE ANALYSIS

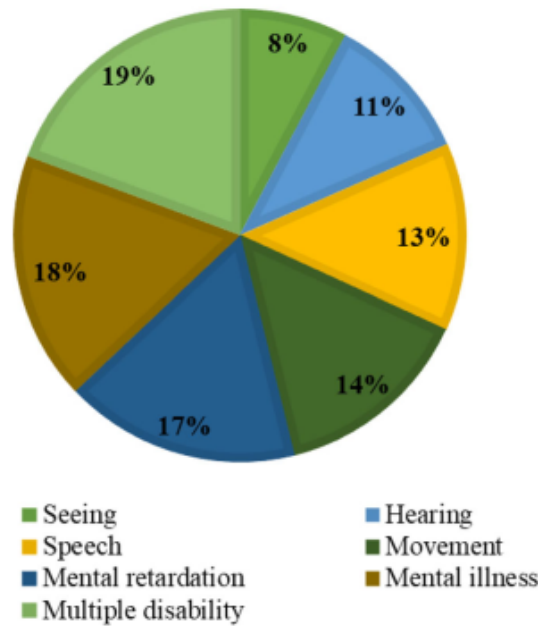


Fig. 14 Disability person attitude analysis

Table 5 The children’s attitude analysis is based on an analysis percentage

Attitude’s	Attitude analysis percentage
Responsibility	23.7
Contentment	45.6
Appreciation	38.4
Self-control	58.9
Concern for others	32.5

along the entire supply chain who work together toward the common goal of creating customer value, supply-chain management allows companies to respond with the unique product configuration demanded by the customer. The supply chain functions include manufacturing, warehousing, transportation, procurement, returns and customer services, supply chain planning, and development.

From Fig. 16, Supply chain management is the ability to reduce costs by improving inventories, customer requirement satisfaction, and standard relationship with distributors and vendors. The supply chain to create value for the customer approach focus on how people can select among competing providers, customer attraction and retentivity, and market-share gains. The supply chain value for customer comparison results is approximately 62.16% efficient.

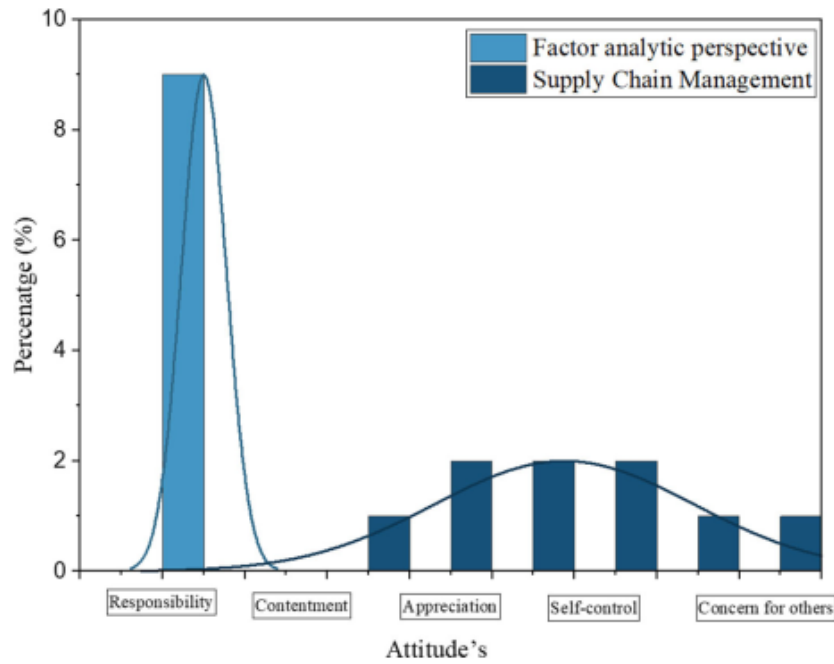


Fig. 15 Children's attitude analysis

Table 6 Supply chain to create value for the customer

Supply chain function	Customers create value (%)
Manufacturing	34
Warehousing and transportation	56
Procurement	62
Returns and customer services	68
Supply chain planning	73
Development	80

5 Conclusion

This research took the six different styles of result for person's Attitude analysis, the Exploratory factor analysis is taken concerning the Eigenvalue concerning with the Factor analytic perspective, and Intelligent IoT model. the Audience behavior identification are analyzed with the help of factor analytical Perspective, Intelligent IoT model and Supply Chain Management. Perhaps the percentage distribution of the audience preferred to generate is analyzed with the corresponding audience choice. For training purposes, the disability person's attitude analysis was analyzed concerning the related Person's attitude like seeing, hearing, speech, movement, mental retardation, mental illness, and multiple disabilities. Similarly, the Children's Attitude analysis is analyzed concerning the corresponding attitudes like responsibility—contentment, Appreciation, Self-control, and Concern for others. An exploratory factor analysis variance of 52% is being noticed jointly by the independent variables; the highest variation was detected in seeking meaning (24.78%), relating ideas (42.3%), use of

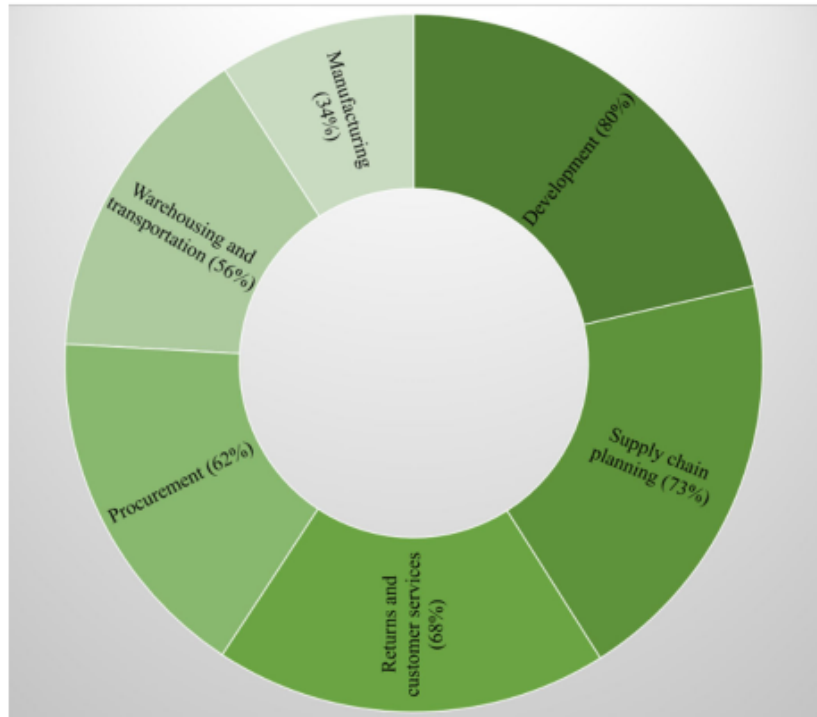


Fig. 16 Supply chain to create value for the customer

evidence (55.67%), interest in ideas (68.3%), monitoring effectiveness (70.5%). Audience behavior identification is based on the number of audiences, and the percentage was applied as a measure of the central tendency of audience behavior identification. The result produced some audience and percentage. The audience levels are 5 to 21, and the increased accuracy range is 41%. The accuracy of this logistics regression model has been determined by using the Log-Likelihood Test has any generate (46%), comedy (22%), historical (10%), message-oriented (18%), musical (36%), biopic (24%) and social (64%). The person's attitude seeing analysis percentage is 34%, hearing analysis percentage is 47%, speech analysis percentage is 59%, movement analysis percentage is 63%, mental retardation analysis percentage is 74%, mental illness analysis percentage is 78%, and multiple disability analysis percentages are 85%. The accuracy of this attitude model has been determined using responsibility at 23.7%, contentment at 45%, appreciation at 38.4%, self-control at 58.9%, and concern for others at 32.5%. A Supply chain to create value for customer variance of 62% is noticed jointly by the independent variables. The highest variation was detected in manufacturing, warehousing, transportation, procurement, returns and customer services, supply chain planning, and development. This overall accuracy range is 74%. This system finally creates the impact of the supply chain to create value for customers with the manufacturing, warehousing, transportation, procurement, returns and customer services, supply chain planning, and development.

Authors contributions All author is contributed to the design and methodology of this study, the assessment of the outcomes and the writing of the manuscript.

Funding No funds, grants were received by any of the authors.

Data availability All data generated or analysed during this study are included in the manuscript.

Code availability Not applicable.

Declaration

Conflict of interest There is no conflict of interest among the authors.

References

- Agarwal P (2020) A study of impact opportunities and consequences of green marketing on consumer in aligarh
- Andrews K, Hudson S, Dean H, Hall D, Kunze A, Jones SC (2015) Curriculum, collateral and collaboration: addressing alcohol and social norms in an Australian high school setting. In: World social marketing conference, pp 98–100. World Social Marketing Conference
- Barbate VA, Aher DN, Kunte B, Mirchandani D (2022) Cataclysm of COVID-19 on Indian economy: government defies. *Int Manag Rev* 18(1):45–105
- Datta A, Singh R (2018) Determining the dimensions of organizational climate perceived by the hotel employees. *J Hosp Tour Manag* 36:40–48
- Falcone T, Dagar A, Castilla-Puentes RC, Anand A, Brethenoux C, Valleta LG, Pestana-Knight E (2020) Digital conversations about suicide among teenagers and adults with epilepsy: a big-data, machine learning analysis. *Epilepsia* 61(5):951–958
- Febrero B, Almela J, Ríos A, Ros I, Pérez-Sánchez B, Martínez-Alarcón L, Parrilla P (2018) Teenagers in rural areas faced with organ donation and transplantation. *Transpl Proc* 50(2):520–522
- Gamage N, Nguyen R, Clare IM, Lucas RM, Strickland M, Granich J, Gorman S (2021) Sun-health behaviours and attitudes towards sun safety amongst Australian teenagers: a qualitative update. *BMC Res Notes* 14(1):1–6
- Ilyas N, Shahzad A, Kim K (2019) Convolutional-neural network-based image crowd counting: review, categorization, analysis, and performance evaluation. *Sensors* 20(1):43
- Kwahar N, Iyortsuun AS (2018) Determining the underlying dimensions of quality of work life (QWL) in the Nigerian hotel industry. *Entrepreneurial Bus Econ Rev* 6(1):53–70
- Malakar MSK, Pal MS, Roy M, Vaid MH (2021) A study on possibility of community empowerment through traditional north indian food as a precursor to major tourism attraction. *Local Food Commun Empowerm Tourism* 59
- Manero CB, García-Uceda E, Serrano VO (2013) Understanding the consumption of television programming: Development and validation of a structural model for quality, satisfaction and audience behaviour. *Int J Market Stud* 5(1):142
- Mehra D (2019) Application of self-congruity theory to destinations. *Clear Int J Res Commerce Manag* 10(4)
- Nagariya R, Kumar D, Kumar I (2021) Sustainable service supply chain management: from a systematic literature review to a conceptual framework for performance evaluation of service only supply chain. *Benchmarking Int J*
- Ngum Chi Watts MC, Liamputtong P, Carolan M (2014) Contraception knowledge and attitudes: truths and myths among African Australian teenage mothers in Greater Melbourne Australia. *J Clin Nurs* 23(15–16):2131–2141
- Pahwa MS, Goyal M (2019) Sustainable business model for cab aggregators: a confirmatory factor analysis. *Hum Soc Sci Rev* 7(1):376–384
- Pal S, Rawal YS (2020) Perception and attitude of the host community on socio-economic development through tourism—a case study on Udaipur Rajasthan. *Int J Adv Sci Technol* 29(3):9202
- Peardon E, Payne J, Henley N, D'antoiné H, Bartu A, O'Leary C, Elliott EJ (2010) Women's knowledge and attitudes regarding alcohol consumption in pregnancy: a national survey. *BMC Public Health* 10(1):1–8
- Rajavel R, Ravichandran SK, Harimoorthy K, Nagappan P, Gobichettipalayam KR (2021) IoT-based smart healthcare video surveillance system using edge computing. *J Ambient Intell Hum Comput* 1–13

- Shambour MK, Gutub A (2022) Progress of IoT research technologies and applications serving Hajj and Umrah. Arab J Sci Eng 47(2):1253–1273
- Singh N (2006) Developing rural and farm sector in global perspective. Rural Dev Admin Cent Multi-dimensional Study 38(423):95
- Sisi Z, Souri A (2021) Blockchain technology for energy-aware mobile crowd sensing approaches in Internet of Things. Trans Emerg Telecommun Technol, e4217.
- Tripathi G, Singh K, Vishwakarma DK (2019) Convolutional neural networks for crowd behaviour analysis: a survey. Vis Comput 35(5):753–776
- Van LD, Zhang LY, Chang CH, Tong KL, Wu KR, Tseng YC (2021) Things in the air: tagging wearable IoT information on drone videos. Discover Internet of Things 1(1):1–13
- Varghese EB, Thampi SM (2021) A cognitive IoT smart surveillance framework for crowd behavior analysis. In: 2021 international conference on communication systems & networks (COMSNETS), pp 360–362. IEEE

Publisher's Note Springer Nature remains neutral with regard to jurisdictional claims in published maps and institutional affiliations.

Springer Nature or its licensor (e.g. a society or other partner) holds exclusive rights to this article under a publishing agreement with the author(s) or other rightsholder(s); author self-archiving of the accepted manuscript version of this article is solely governed by the terms of such publishing agreement and applicable law.

Authors and Affiliations

Rolyana Ferinia¹ · Dasari Lokesh Sai Kumar² · B. Santhosh Kumar³ ·
Bala Anand Muthu⁴ · Renas Rajab Asaad⁵ ·
Jaya Subalakshmi Ramamoorthi⁶ · J. Alfred Daniel⁷

Dasari Lokesh Sai Kumar
lokeshsaikumar@gmail.com

B. Santhosh Kumar
b.santhoshkumar@gmail.com

Bala Anand Muthu
balavdy@gmail.com

J. Alfred Daniel
85.alfred@gmail.com

¹ Universitas Advent Indonesia, Jawa Barat, Indonesia

² Computers Science and Engineering, P.V.P. Siddhartha Institute of Technology, Vijayawada, India

³ Department of Computer Science & Engineering, Guru Nanak Institute of Technology Hyderabad, Hyderabad, Telangana, India

⁴ Department of Computer Science & Engineering, Tagore Institute of Engineering and Technology, Attur, India

⁵ Department of Computer Science, Nawroz University, Duhok, Kurdistan Region, Iraq

⁶ School of Computer Science and Engineering, Vellore Institute of Technology, Vellore, India

⁷ Karpagam Academy of Higher Education, Coimbatore, India

ORIGINALITY REPORT

19%

SIMILARITY INDEX

13%

INTERNET SOURCES

12%

PUBLICATIONS

11%

STUDENT PAPERS

MATCH ALL SOURCES (ONLY SELECTED SOURCE PRINTED)

4%

★ Salomi Samsudeen, Mohammed Hasan Ali, C. Chandru Vignesh, M. M. Kamruzzaman et al. "Context-specific discussion of Airbnb usage knowledge graphs for improving private social systems", Journal of Combinatorial Optimization, 2023

Publication

Exclude quotes Off

Exclude matches Off

Exclude bibliography Off